10’ Straight Arise Display_Fabric Ends

Kit Item# 332248

TOP VIEW (for refernce):

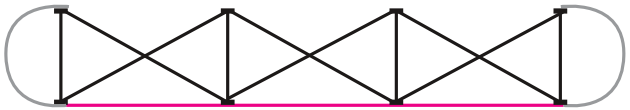

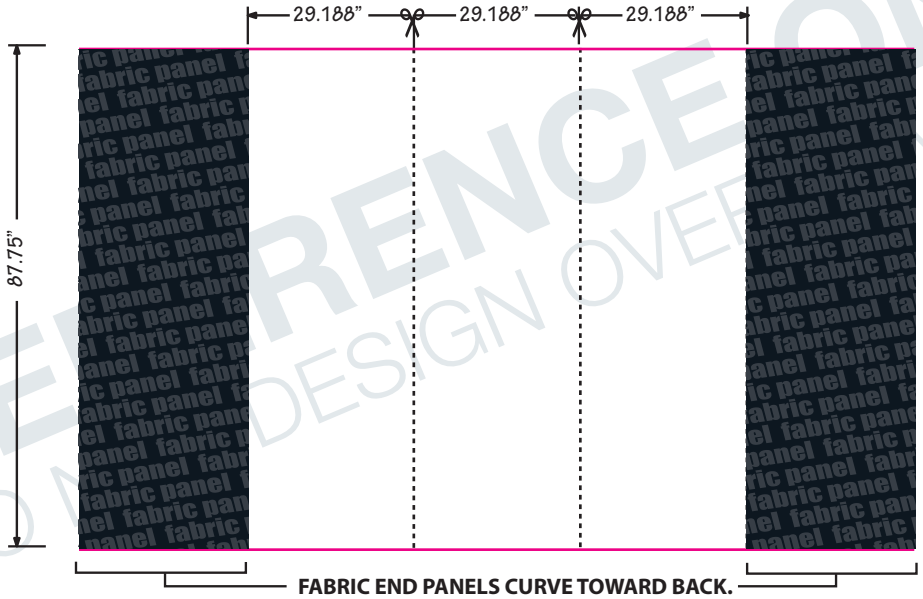

REFERENCE ONLY
DO NOT DESIGN OVER TEMPLATE

TEMPLATE KEY

= FABRIC ENDS
= FINISHED SIZE
= SAFE AREA
= PANEL CUT

BLEED AREA
N/A
(no bleed required)

Area of art that is used for finishing product. Background color/image should extend into this area.

FINISHED SIZE
87.564”W x 87.75”H

Area of art that is visible after finishing product. Background color/image should extend into the bleed area.

STITCH LINE
N/A

SAFE AREA
87.564”W x 87.75”H

Recommended area to place artwork. Artwork within this area will be safe from variance in cut of finished edge /stitch line.

Using PMS colors in your art is recommended but an exact match cannot be guaranteed.

FOR REFERENCE ONLY PLEASE USE FULL SIZE TEMPLATES ON PAGE 2 TO SET UP ARTWORK

- **All images must be embedded**
- **All fonts must be outlined.**

Digital products are printed CMYK (4 color) process from your art file.

ACCEPTABLE FILE FORMATS:

Vector lines **Vector image**

- Adobe Illustrator (.ai, .pdf, .eps)
- All Fonts Outlined
- Images Embedded

Raster image

- Adobe Photoshop (.psd, .tif, .jpg)
- 200 DPI at 100% Scale

Updated: 11.15.13

TEMPLATE KEY

= BLEED AREA

= FINISHED SIZE

= SAFE AREA

= PANEL CUT

CUSTOMER NOTE:

- **Design each print file on its own artboard to the finished size. 1 print file total**

Overall Print: 87.564″ **W x** 87.75″ **H**
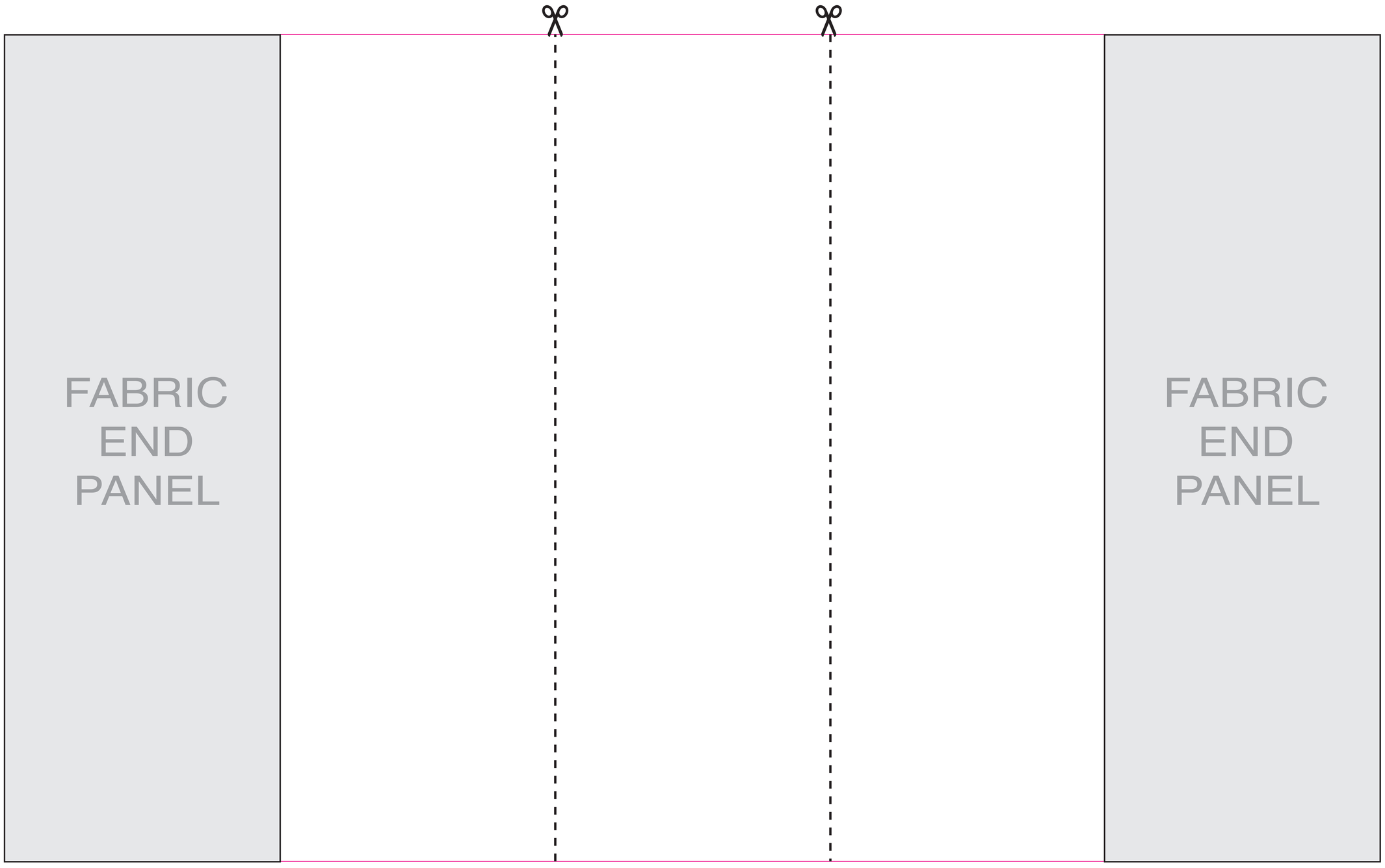
- **All images must be embedded.**
- **All fonts must be in outline format.**