10’ Straight Arise Display_Full Mural Panels

Kit Item# 332256

TOP VIEW (for refernce):

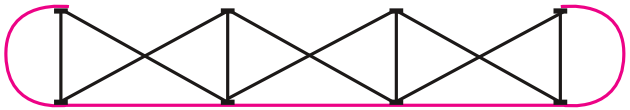

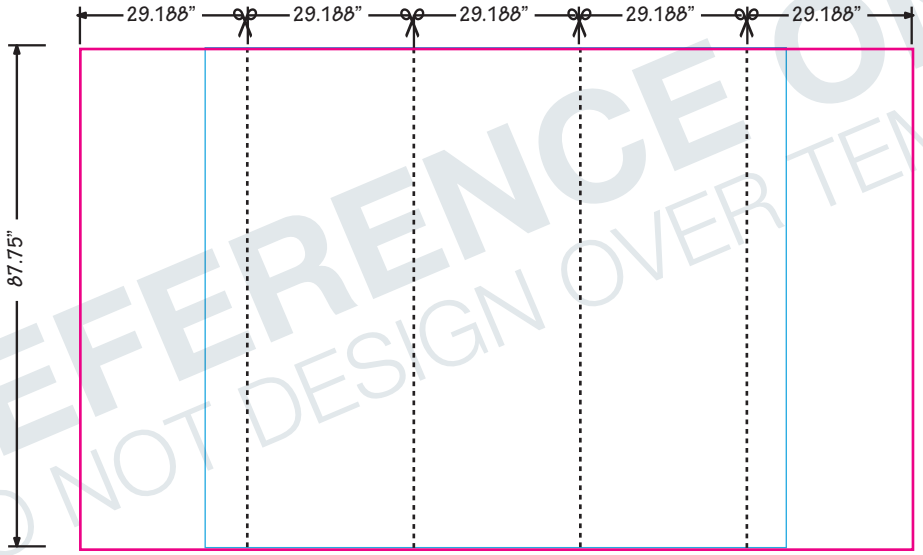

END PANELS CURVE TOWARD BACK.
OUTER EDGES WILL NOT BE VIEWABLE FROM FRONT

REFERENCE ONLY
DO NOT DESIGN OVER TEMPLATE

FOR REFERENCE ONLY PLEASE USE FULL SIZE TEMPLATES ON PAGE 2 TO SET UP ARTWORK

- **All images must be embedded**
- **All fonts must be outlined.**

TEMPLATE KEY

= FABRIC ENDS
= FINISHED SIZE
= SAFE AREA
= PANEL CUT

BLEED AREA
N/A
(no bleed required)

Area of art that is used for finishing product. Background color/image should extend into this area.

FINISHED SIZE
145.94”W x 87.75”H

Area of art that is visible after finishing product. Background color/image should extend into the bleed area.

STITCH LINE
N/A

SAFE AREA
102”W x 87.75”H

Recommended area to place artwork. Artwork within this area will be safe from variance in cut of finished edge /stitch line.

Using PMS colors in your art is recommended but an exact match cannot be guaranteed.

Digital products are printed CMYK (4 color) process from your art file.

ACCEPTABLE FILE FORMATS:

Vector lines **Vector image**

- Adobe Illustrator (.ai, .pdf, .eps)
- All Fonts Outlined
- Images Embedded

Raster image

- Adobe Photoshop (.psd, .tif, .jpg)
- 200 DPI at 100% Scale

Updated: 11.15.13

TEMPLATE KEY

= BLEED AREA

= FINISHED SIZE

= SAFE AREA

= PANEL CUT

CUSTOMER NOTE:

- Design each print file on its own artboard to the finished size. 1 print file total

Overall Print: 145.94″ **W x** 87.75″ **H**
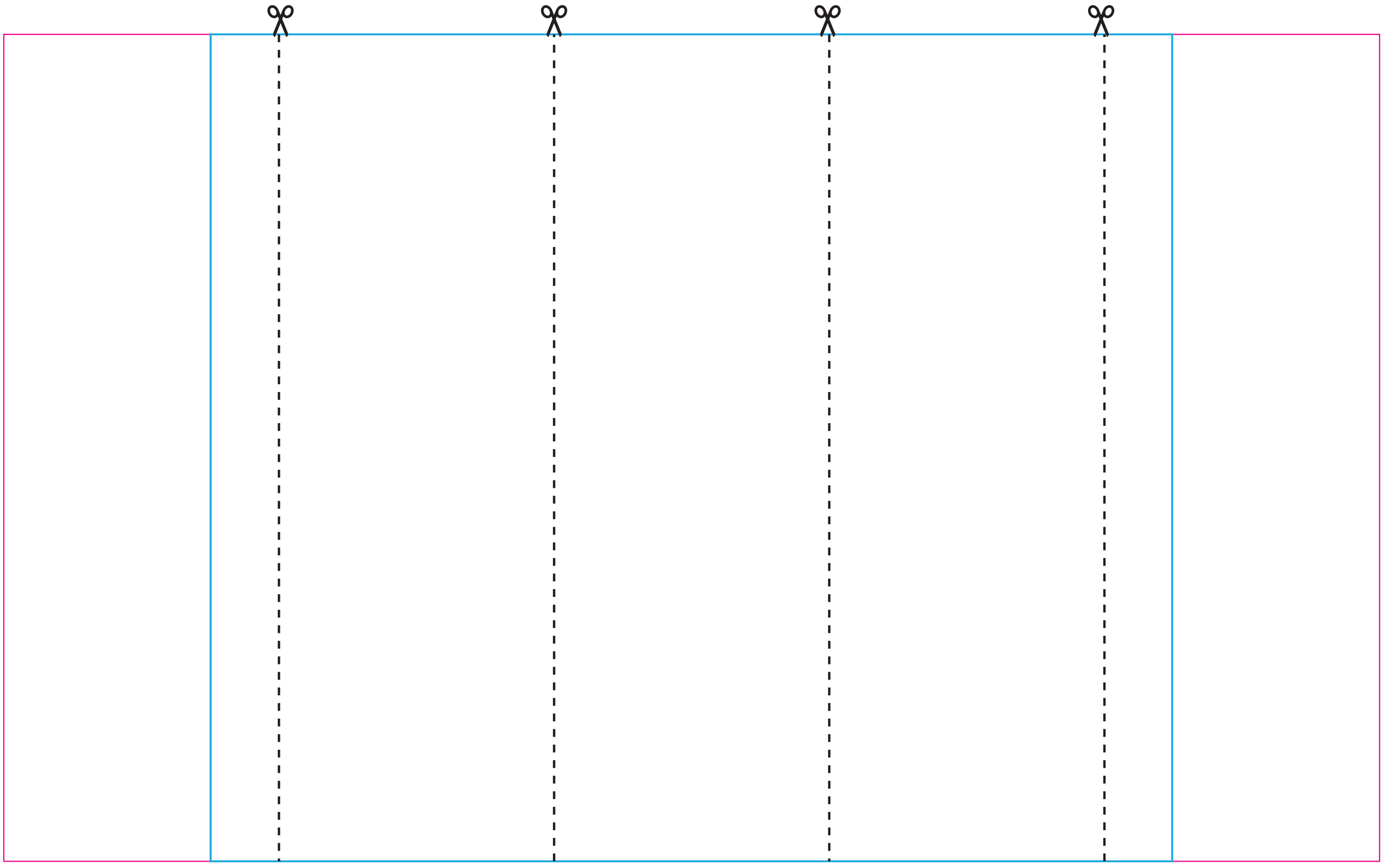
- All images must be embedded.
- All fonts must be in outline format.