






**IMPORTANT NOTE:
AVAILABLE WITH WHITE FABRIC TABLE
THROWS ONLY**



TEMPLATE KEY

-  = BLEED AREA
-  = FINISHED SIZE
-  = SAFE AREA
-  = STITCH LINE

BLEED AREA
Max Imprint 50"W x17"H
Area of art that is used for finishing product. Background color/image should extend into this area.

FINISHED SIZE
8FT ULTRA FIT THROW
Area of art that is visible after finishing product. Background color/image should extend into the bleed area.

STITCH LINE
N/A

SAFE AREA
Max Imprint 50"W x17"H
Recommended area to place artwork. Artwork within this area will be safe from variance in out of finished edge /stitch line.

Using PMS colors in your art is recommended but an exact match cannot be guaranteed.

Dye-Sub products are printed CMYK (4 color) process from your art file.

**FOR REFERENCE ONLY
PLEASE SEND IN ART
SET UP TO FULL SIZE
layout guide on page 2**

- All images must be embedded
- All fonts must be outlined.

ACCEPTABLE FILE FORMATS:

 
Vector lines Vector image

- Adobe Illustrator (.ai, .pdf, .eps)
- All Fonts Outlined
- Images Embedded


Raster image

- Adobe Photoshop (.psd, .tif, .jpg)
- 200 DPI at 100% Scale