Geometrix Kit: 337121

Kit Item# 337121,337100
Banner Kit Only Item# 337111

IMPORTANT NOTE:

THIS TEMPLATE SHOWS PRINT LAYOUT ONLY.

EACH BANNER HAS ITS OWN UNIQUE ANGLE AND STRETCH WHEN ATTACHED TO THE FRAME.

IT IS HIGHLY RECOMMENDED TO KEEP TEXT AND LOGOS WITHIN THE SAFE AREA TO AVOID DISTORTION.

SEE PAGE 2 FOR REPRESENTATION OF POSITION ON FRAME

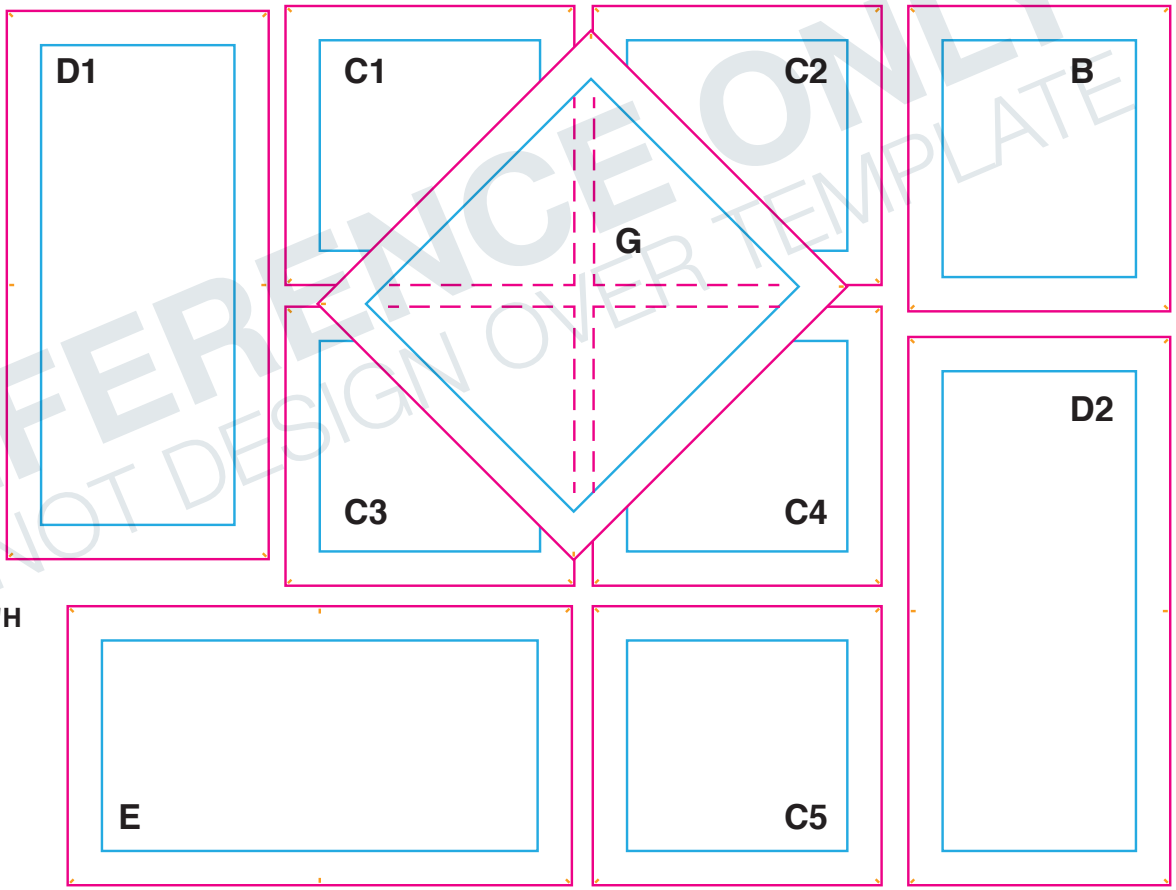

REFERENCE ONLY
DO NOT DESIGN OVER TEMPLATE

BANNER B: 26.75"W x 31.188"H
QTY: 1

BANNER C: 29.5"W x 28.5"H
QTY: 5

BANNER D: 26.75"W x 56"H
QTY: 2

BANNER E: 51.5"W x 28.5"H
QTY: 1

BANNER G: 37"W x 39.5"H
QTY: 1

TEMPLATE KEY

= FINISHED SIZE
= SAFE AREA
= PIN SLOT

FINISHED SIZE
See Following Pages
Area of art that is visible after finishing product. Background color/image should extend into the bleed area.

SAFE AREA
3.5" from finished edge
Recommended area to place artwork. Artwork within this area will be safe from variance in cut of finished edge /stitch line.

Using PMS colors in your art is recommended but an exact match cannot be guaranteed.

Dye-Sub products are printed CMYK (4 color) process from your art file.

FOR REFERENCE ONLY
PLEASE USE THE FULL SIZE TEMPLATES ON FOLLOWING PAGES TO SET UP ARTWORK

- **All images must be embedded**
- **All fonts must be outlined.**
- **Shapes and fonts no smaller than .5" / 60pt.**

ACCEPTABLE FILE FORMATS:

Vector lines **Vector image**

- Adobe Illustrator (.ai, .pdf, .eps)
- All Fonts Outlined
- Images Embedded

Raster image

- Adobe Photoshop (.psd, .tif, .jpg)
- 200 DPI at 100% Scale

Updated: 11.25.13

EACH BANNER IS FABRICATED TO FIT A SPECIFIC ANGLE/POSITION ON THE FRAME.

B=BACK
F=FRONT

Item# 337121, 337111, 337100

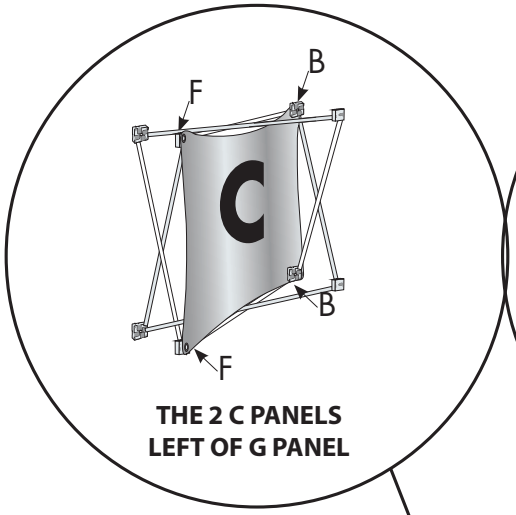

THE 2 C PANELS LEFT OF G PANEL

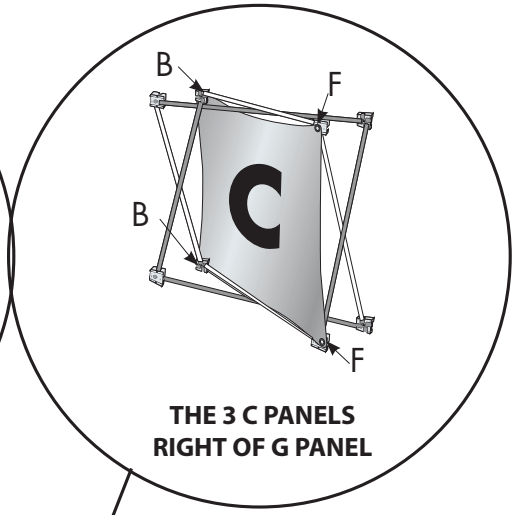

THE 3 C PANELS RIGHT OF G PANEL

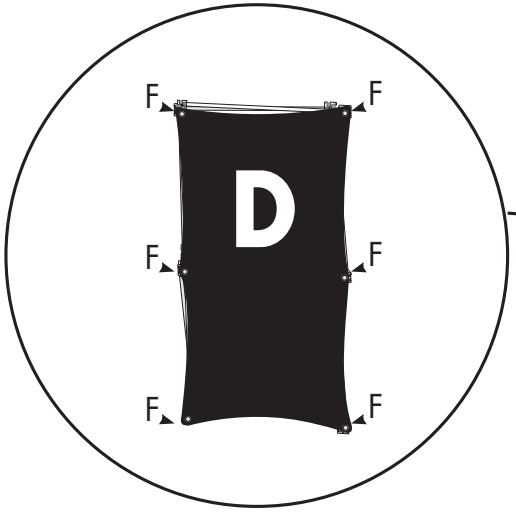

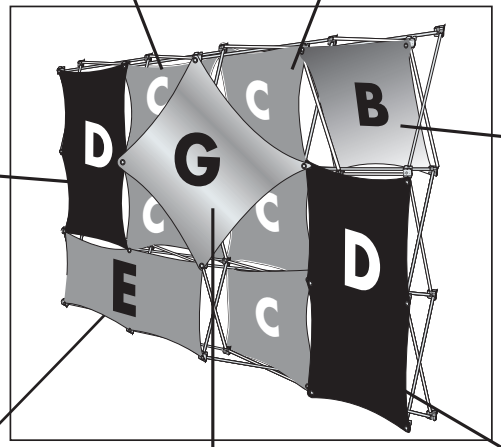

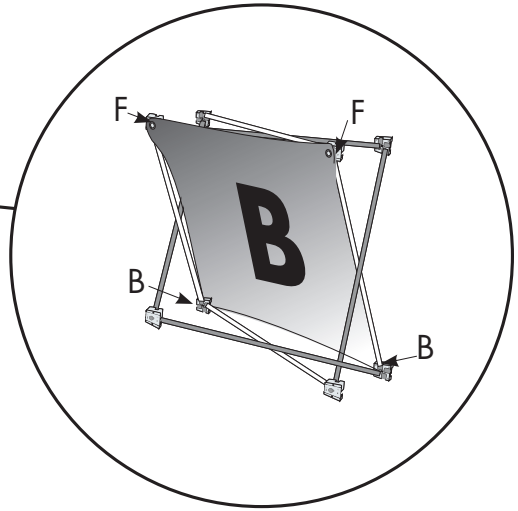

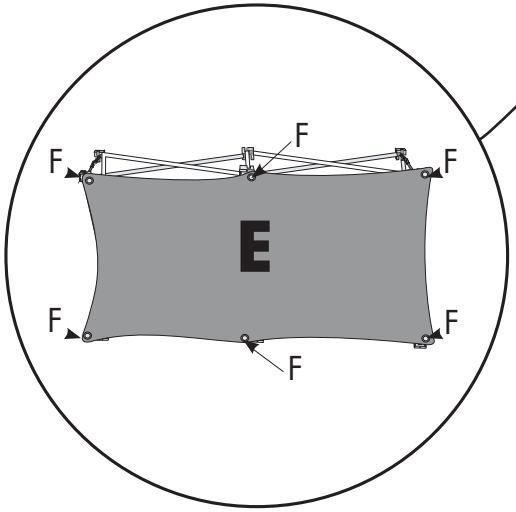

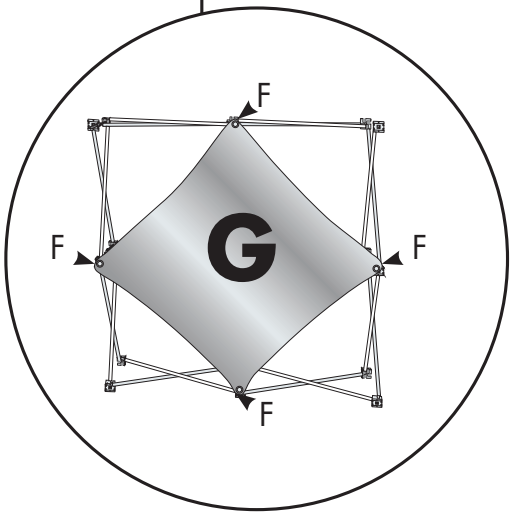

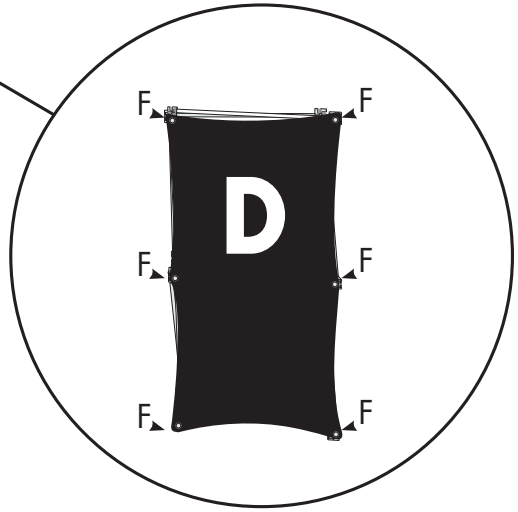

TEMPLATE KEY

= FINISHED SIZE
= SAFE AREA
= PIN SLOT

CUSTOMER NOTE:

- Design each print file on its own artboard to the finished size. 10 print file(s) total

Banner C_1:	29.5" W x	28.5" H
Banner C_2:	29.5" W x	28.5" H
Banner C_3:	29.5" W x	28.5" H
Banner C_4:	29.5" W x	28.5" H
Banner C_5:	29.5" W x	28.5" H
Banner B:	26.75" W x	31.188" H
Banner D_1:	26.75" W x	56" H
Banner D_2:	26.75" W x	56" H
Banner E:	51.5" W x	28.5" H
Banner G:	37" W x	39.5" H

- All images must be embedded.
- All fonts must be in outline format.
- Shapes and fonts to be no smaller than .5" / 60pt.

Banner D_1:



Banner C_1:

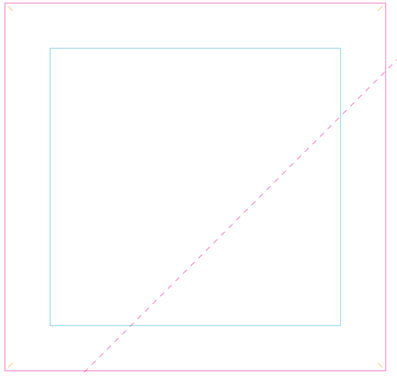

Banner C_2:



Banner B_1



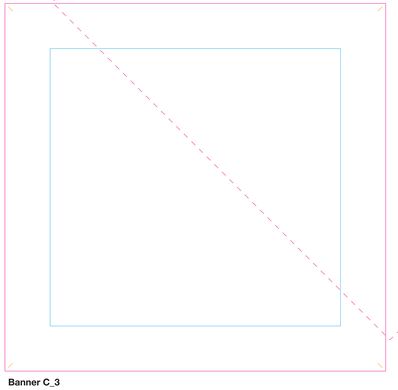

Banner C_3



Banner C_4

Banner D_2:





Banner E



Banner C_5

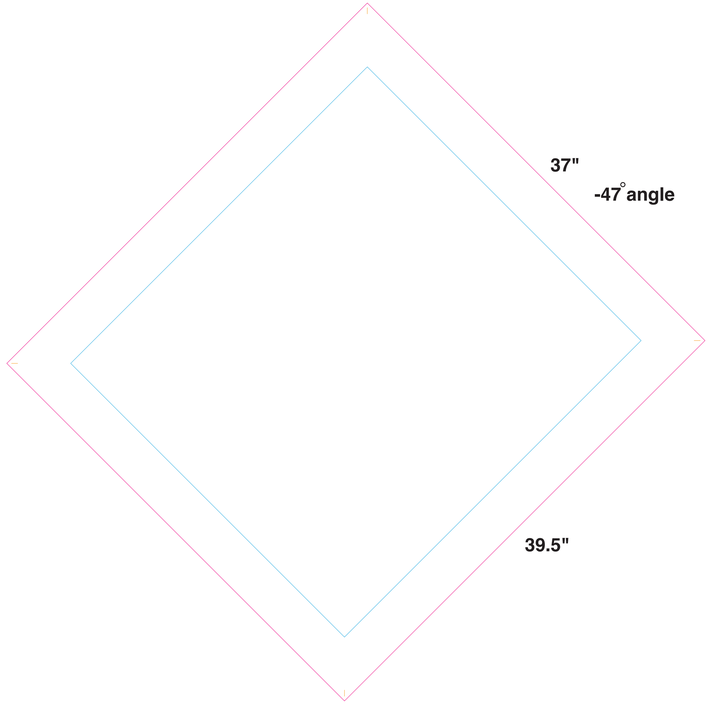

BANNER G OVERLAPS THE (4) BANNERS AS REPRESENTED BY DOTTED LINE.